



GYMFUSION

Work Plan

Gymnastics for All

GymFusion Birmingham 2018

Birmingham Hippodrome

Hurst Street,

Southside

Birmingham,

B5 4TB

11th November 2018

British
Gymnastics
More than a sport



Contents	
Venue	3
Travel, Transport and Parking.....	3
Venue Facilities	3
Schedule Overview	3
Registration	3
Coaches Briefing.....	4
Gymnast Seating	4
Changing Facilities	4
Volunteers.....	4
Photography	4
Performance Equipment	4
Warm up Equipment.....	5
Health and Safety	5
Ticket information.....	5
Appendix 1 – Timetables.....	6
Appendix 2 – Stage Diagrams	8
Appendix 3 – Venue Schematic	9
Appendix 4 – Risk Assessment and Method Statement	10

Venue

Birmingham Hippodrome
Hurst Street
Southside
Birmingham
B5 4TB



Travel, Transport and Parking

The Hippodrome is based in the heart of Birmingham. The nearest car park, the Arcadian car park is opposite the main entrance. The train station is less than half a mile away. Please email Danielle.crowe@british-gymnastics.org if you are arriving by coach to ensure we are aware.

For more on getting to the venue, please follow this [link](#) to find further information.

Venue Facilities

Inside Birmingham Hippodrome there are a range of different establishments serving both hot and cold food and drinks.

Schedule Overview

The venue opens doors to the public at 10:00am on Sunday.

	Team registration	Coaches Briefing	Spectator Doors Open	Show Starts	Show Finishes
Show 1	9:30am	10:00am	10:30am	11:00am	1:20pm
Show 2	2:30pm	3:00pm	3:30pm	4:00pm	6:00 pm

As GymFusion Birmingham 2018 coincides with Remembrance Sunday; Prior to the start of Show 1 we will conduct a moment of quiet reflection at 11:00am across the entire building, please ensure all in attendance are prepared adequately to observe this.

Please see appendix 1 for the full timetables for all shows (note – this timetable is currently a guide and is subject to change). One of our event staff will chaperone your teams from the warm up area to the side of the stage. Please ensure that your teams arrive at the warm up hall in good time for your warm up to begin. During the coaches briefing information will be distributed on all locations and other relevant information about the flow of the event.

Registration

The Team Entrance for Registration will be via the reception entrance on Thorp Street (on the ground floor). Please note Team Managers and Coaches should arrange a suitable meeting points with gymnasts and parents/guardians. There will be signed team meeting points within the foyer of the venue for you to manage the safe transfer of gymnasts during departure proceedings, please see the below table for your team's meeting point. Team managers/coaches are required to register their team once all participants are in attendance (individual participants and parents/guardians need not approach the registration desk). Once teams have registered, they will be chaperoned back stage. No spectators or members of the public will be allowed past the registration desk into the backstage areas. If you are running late or stuck in traffic please call or text Danielle to make us aware of your situation, 07739512206.

	Meeting Point A	Meeting Point B	Meeting Point C	Meeting Point D
Show 1	Bromsgrove	L&G Acro	Rhythmic Worcester	Spartac
	Little Springers	In Flyt	Leeds	Loughborough
	Pennine	Coleshill	Shooting Stars	Plymouth Swallows

			West Bromwich	Gymnastics Studio GymMania
	Meeting Point A	Meeting Point B	Meeting Point C	Meeting Point D
Show 2	Erewash Valley Park Wrekin	North Birmingham Team Bath Springboard	City of Birmingham GR8 Synergy	Billing RGC Pyramid Acro

Coaches Briefing

Coaches briefing will be conducted in the main auditorium this will be at 10:00am for Show 1 and 3:00pm for Show 2. Each team is required to nominate one coach to attend. This briefing will last approximately 15 minutes and will include all relevant information on housekeeping, timetable, flow, orientation specific to the venue and show.

Gymnast Seating

Participant seating will be within the Upper Circle of the Main Auditorium, to be made use of in the opposing half of the show to that which your team is performing. Please ensure you make use of this to help with the general flow backstage. This seating is only available for the show the team are performing in. Gymnasts will not have to pay any additional price for spectating as this is included as part of their entrance fee. If you would like to watch the show that your team is not performing in; Gymnasts and coaches must pay for a spectator ticket.

Changing Facilities

Changing is available with separate changing rooms within close proximity to the warm up hall. Please be advised that dressing rooms will not be locked or secure; Subsequently we recommend that you do not leave anything valuable unattended at any point during the event.

There are limited changing facilities available; Please ensure gymnasts arrive as ready as possible as this will alleviate waiting times.

Once teams have finished participating in the show, their belongings should be cleared quickly, and the area left in a clean and tidy manner for other teams to use straight away and the team proceed to sit in the gymnast seating.

Volunteers

For each GymFusion event we require a number of volunteers to assist in various roles including the chaperoning of teams, distribution of programmes and help at registration. If you have any club members / young leaders that would like to help at this event, please get in touch with Chiara Querci at volunteer@british-gymnastics.org no later than the 29th October. This is a great opportunity for gymnasts and young leaders (as part of a club leadership academy) to help at a British Gymnastics national event.


Photography

By entering/ attending this British Gymnastics event all coaches, participants and spectators consent to being filmed/ photographed at the event in line with the [British Gymnastics Photography Policy](#). By attending the event all spectators consent to be photographed/filmed. A photographer will be in attendance at the event and provide photographs of performances and a team photograph of all performing groups prior to warming up. These will be available for purchase on the day of the event and subsequently displayed in an online gallery. The password to gain access will be made available on site during the event. Photography by spectators is permitted, but NO FLASH is to be used. Please notify Danielle Crowe danielle.crowe@british-gymnastics.org if a member of your team would prefer not to be photographed.

Performance Equipment

The performance area will be a 12m (width) x 12m (depth) tribond mat floor. See appendix 2 for diagrams. The only other equipment that will be provided are 2 safety landing modules.

If your team requires further equipment; It is the responsibility of the team to transport this equipment and carry out all appropriate equipment checks, risk assessments and complete method statements. Only British Gymnastics approved equipment is to be used at this event. [Any equipment requirements, or if you are bringing any of your own equipment, this needs to be indicated using your Team Sheet prior](#)



to the [deadline date](#). Those bringing equipment will be contacted closer to the event to arrange drop off/collection of equipment at appropriate times.

Only teams that are bringing their own equipment need to provide copies of their risk assessments and method statements specific to the equipment being used. A Method statement is required for all teams bringing equipment, detailing how they plan to position and make use of their equipment. If you are unsure if you need to complete this, please contact [Danielle](#). A template risk assessment and method statement document can be found in Appendix 3.

Warm up Equipment

A 12m width x 12m depth tribond mat floor will be provided in the warm up gym. Accessing your equipment may not be possible for warm up as it may already be positioned in the auditorium ready to bring on for your performance. If you wish to practice to music, there will be system available within the warm up hall with your team performance music pre-loaded. Please bring a USB with an MP3 copy of your music on as backup. Please ensure participants bring a clear plastic water bottle to remain hydrated throughout the day.

Health and Safety

It is the team manager or supervising coach's responsibility to assess the risks of taking the gymnasts out of the usual British Gymnastics training environment. There is a guidance document on GymNET (under resources, club support, then "Policy for Health and Safety") to offer guidance to clubs who are taking gymnasts on a trip outside of their gym. We do not need to see any risk assessments for travel however we recommend that it would be best practice to complete risk assessments relevant to all aspects of your trip.

Do you consider yourself to have any specific additional needs that may require consideration prior to your attendance at the event? If so please get in touch with Danielle Crowe to speak through any requirements to make your GymFusion experience enjoyable.

Ticket information

Tickets can be purchased in advanced from the [Birmingham Hippodrome](#). Book via the link or by telephone 0844 338 5000

Ticket Type

Adult - £10.90 per ticket per show*

Concessions/under 16's - £8.20 per ticket per show*

Booking fees apply*

Providing that there are still tickets available on the day, these can be purchased from the Box Office in the foyer when the venue opens. On the door tickets prices are as follows:

Adult - £13.00 per ticket per show

Concessions/under 16's - £9 per ticket per show.

Appendix 1 – Timetables

GymFusion Birmingham – 11th November 2018

Show 1

11:00 – 13:20

9:30 Team registration and venue orientation
 10:00 Coaches briefing
 10:45 Warm ups start

	Team Name	Warm Up*
SHOW 2 FIRST HALF	Intro	Performance time +2 minutes
	Loughborough Acrobatic Gymnastics Club	10:45
	Bromsgrove Display Team – Under 8 Development Boys & Girls	10:52
	Little Springers Gymnastics	11:02
	Pennine Gymnastics Club – Team Ice	11:10
	Spartac	11:15
	L & G Acrobatic CIC – The A Team	11:22
	West Bromwich Gymnastics & Trampoline Club - Acrobatic Squad	11:27
	City of Stoke Acro	11:33
	Leeds Junior Display Team	11:41
	GymMania Gymnastics	11:48
	Interval	12:10
SHOW 2 SECOND HALF	Intro	12:30
	In Flyt Gymnastics Club	12:14
	Bromsgrove Display Team – National Squad	12:21
	Gymnastics Studio	12:29
	Shooting Stars Gymnastics Club	12:37
	Rhythmic Gymnastics Club Worcester	12:43
	Coleshill Gymnastics Club	12:50
	L & G Acrobatic CIC – The B Team	12:58
	Pennine Gymnastics Club – Fire Team	1:05
	Swallows Performance Squad	1:10
	Show Close	1:30

**Time indicates the start of the performance run through in warm up*

GymFusion Birmingham – 11th November 2018

Show 2
16:00 – 18:00

14:30 Team registration and venue orientation
15:00 Coaches briefing
15:45 Warm ups start


	Team Name	Warm Up*
SHOW 2 FIRST HALF	Intro	Performance time +2 minutes
	City of Birmingham Espoirs	3:45
	GR8 Gymnastics	3:52
	Synergy Gymnastics	4:00
	Erewash Valley Display Team	4:05
	Pyramid Acro Display Team	4:13
	Billing RGC	4:21
	North Birmingham Community Gymnastics	4:26
	Interval	4:50
SHOW 2 SECOND HALF	Intro	5:15
	Synergy Display Squad	5:00
	Team Bath Rhythmic Gymnastics Display Squad	5:07
	Springboard Gymnastics	5:15
	Park Wrekin	5:23
	Erewash Valley Advanced Recreational	5:31
	City of Birmingham Stars	5:37
	Show Close	6:00

**Time indicates the start of the performance run through in warm up*

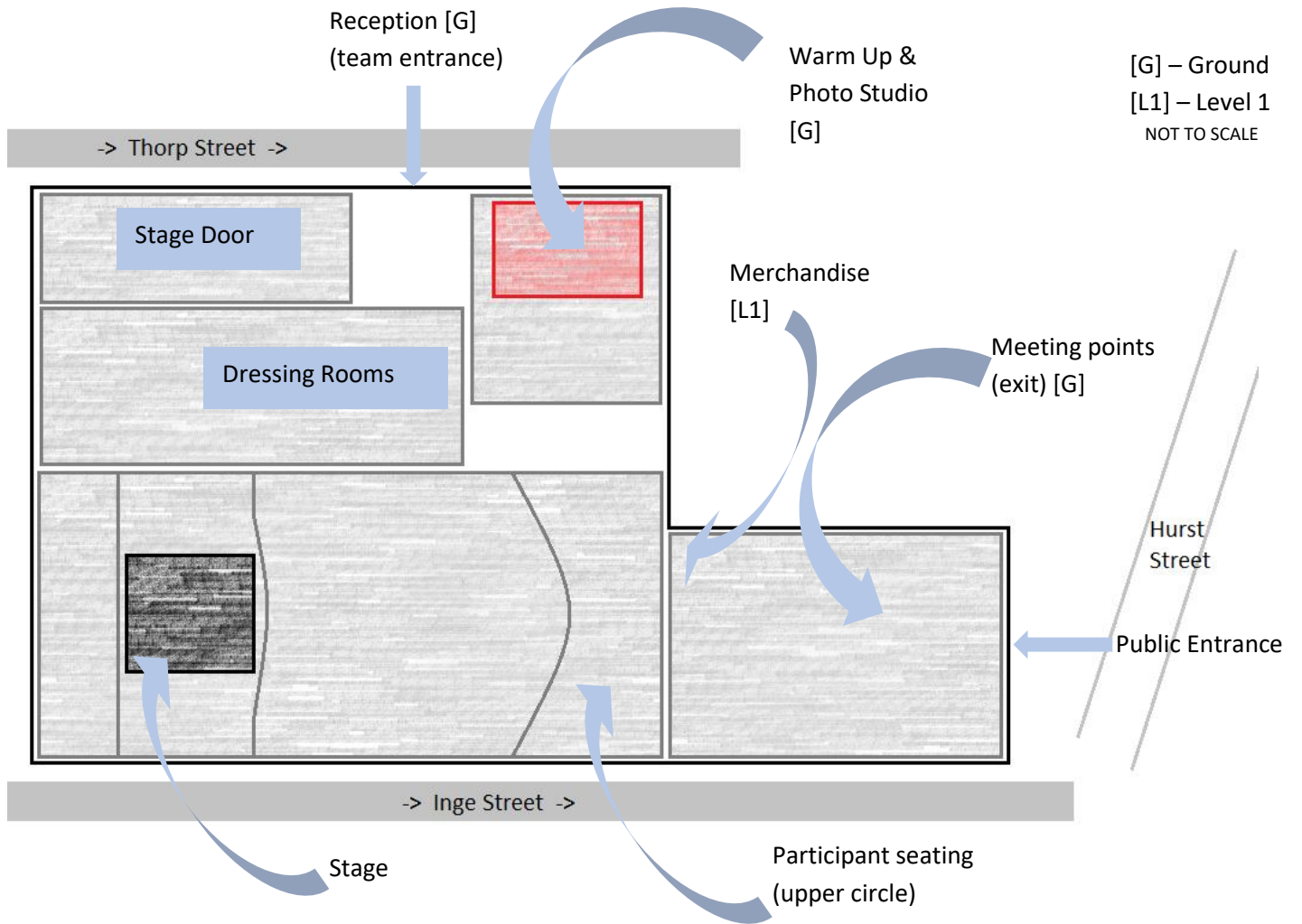
Appendix 2 – Stage Diagrams



Amber line indicates the performance area of 12 metres width x 12 metres depth



Appendix 3 – Venue Schematic



Appendix 4 – Risk Assessment and Method Statement

Method Statement Template for the installation of team equipment at GymFusion events

[please insert Team Name here]

The Project:

To unload, construct, pack away and re-load team equipment for use within a gymnastics display routine at a British Gymnastics – Gymnastics for All, GymFusion event.

[Please summarise what this will entail for your team here].

Safety and Site Management

It is the policy of British Gymnastics to have a clean and efficient environment in which to work. In particular our aim is to ensure that our works do not impact on the works of other trades on the site. All components necessary for the construction of the team equipment will be kept in a tidy fashion and not allowed to infiltrate areas being worked by others. At the end of shift all items will be collected from the various operating areas to a single point.

British Gymnastics personnel will ensure that they are familiar with the site and that they attend the induction/safety processes as required by the event host venue or its agents. Team members will ensure that all working practices are deemed safe throughout the build of this project in accordance with British Gymnastics policy and safe working practice & procedures.

Scope of works

[Please insert an overview of exactly what it is you will need to do from the moment your vehicle arrives at the venue to the moment you depart here].

1. Delivery & unloading of equipment - [How will your equipment be delivered and unloaded and transported into the venue? -]
2. Storage of equipment – Team equipment will be stored in the wings of the stage in a tidy and well organised fashion allowing easy access for all persons to freely make their way past with no protrusions or trip hazards. *[Please be mindful that other teams may also be storing equipment ready for use alongside your equipment].*
3. Erection, assembly & placement of equipment – [Please specify how you will move, erect, assemble and place your equipment on the performance stage? -].
4. Safety check – Equipment will be checked for security and safety in accordance with British Gymnastics procedure by a suitably qualified coach prior to use.
5. Storage of equipment - [Please specify how you will disassemble and move your team equipment from the performance floor back into a storage position? -].
6. Removal & re-loading of equipment - [How will your equipment be removed from the venue and re-loaded into your vehicle(s)? -].

Equipment

[Please detail all of the individual items that make up your team equipment here].

Training

All persons involved with movement and installation of equipment must be suitably trained according to their specific role. Ultimate responsibility for the safe erection, assembly and placement of equipment lies with the responsible coach supervising the team. This coach must attend the coaches briefing and any other training or meetings specified by the Organiser.

Risk Assessments Specific and General

A specific risk assessment of each stage of the equipment installation process (as detailed within the scope of works) must be produced if the equipment is not supplied and maintained by a reputable supplier.

The use of team equipment in GymFusion events has taken place on many occasions. A number of General Risks have been identified.

1. Risk to other trades in the vicinity
 - i) All operatives will wear appropriate sports style clothing including sensible footwear.
 - ii) The installation and all processes will be supervised by appropriately qualified coaches.
2. Manual Handling
 - i) All operatives must use correct lifting techniques and must not attempt to lift anything which they feel is beyond their capabilities. The carrying of large items between areas must be done carefully and operatives must not walk backwards.
 - ii) Good communication must be maintained to ensure all involved know what is required of them.

Additional staff members may be able to assist with the placement of your team equipment. You must inform the Organiser before the event if you will require help at any stage with your equipment.

3. Collisions in the work area generally and specific

- i) As equipment is transported to the correct areas within the event host venue every effort will be made to ensure a safe route to avoid collision with other teams working or members of the public. These safe routes must be determined and adhered to.
- ii) There are potentially up to 10 persons working within the area and care is to be taken that only those working in a designated area are there.

Tools

No tools will be required in within the scope of these works.

Personal Protective Equipment (PPE)

All persons must have and wear at all times the following;

- i) Sensible sports type clothing (in accordance with BG policy)
- ii) Sensible footwear

Control of Substances Hazardous to Health (COSHH)

There are no items for which the above regulation applies

Task Based Risk Assessment

Risks are identified as follows;

- A. Risk likely to cause only minor harm and would not normally require any time off
- B. Risk likely to cause a level of harm possibly resulting in up to three days missing from work
- C. Risk likely to cause a level of harm possibly resulting in over three days missing from work

Unloading / loading equipment & storage within venue

[Team equipment will be unloaded in a sensible and methodical fashion allowing only one piece of equipment to be taken at a time before moving to the next item.

Identified Risks

1. Incorrect lifting technique - leading to possible muscular injury - Risk level B
 - i) Prevention - Persons must employ correct lifting technique
2. Dropping of equipment - leading to damage to equipment or personal injury - Risk Level A
 - i) Prevention - suitable clothing to be worn and safe routes only to be used to prevent personal injury - Care to be taken with handling

Assembly and disassembly of equipment

Identified risks

1. Incorrect lifting technique - leading to possible muscular injury - Risk level A
 - i) Prevention - Persons must employ correct lifting technique and stage area kept free from obstacles and or trip hazards.
2. Dropping of equipment - leading to damage to equipment or personal injury - Risk Level A
 - i) Prevention - suitable clothing to be worn and safe routes only to be used to prevent personal injury - Care to be taken with handling

Carrying of equipment to and from performance area

Identified Risks

1. Risk of collision with others - Risk level A
 - i) Prevention - keep to clear pathways, - Do not walk backwards

